

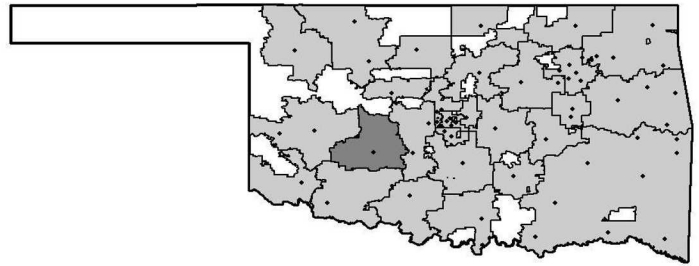
TULSA TECHNOLOGY CENTER DISTRICT

Oklahoma's CareerTech Districts:

P.O. Box 477200
Tulsa, Oklahoma 74147-7200
(918) 828-5000

Dr. Steve Tiger, Superintendent

www.tulsatech.edu



DISTRICT OVERVIEW

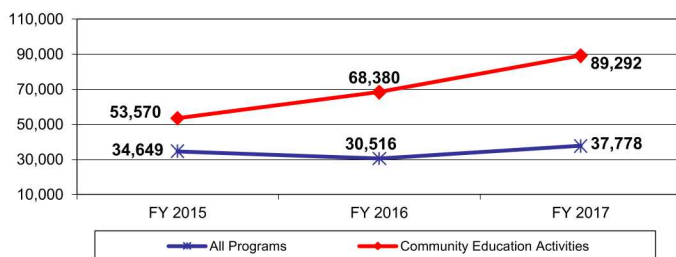
Demographic Data ³ (FY 17)

	Technology Center District Enrollment	Technology Centers Statewide Average
Caucasian	62.9%	64.9%
African American	12.7%	9.6%
Asian	3.6%	1.5%
Hispanic	9.9%	10.0%
American Indian	7.3%	11.4%
Two or More Races	3.6%	2.7%
Highest Educational Level for Adults Age 25+		
College Degree	38.3%	26.8%
H.S. Diploma w/o College Degree	60.3%	68.3%
Less than 12th Grade Education	1.4%	4.9%
Economically Disadvantaged Full-Time Secondary Students	26.7%	61.2%

Cost Per Student ² (FY 17)

	Technology Center District	Statewide
Average Cost Per FTE Enrollment in State Programs	\$11,479	\$9,838
Average Cost Per Enrollment in Bus. & Industry Programs	\$100	\$120

Total Enrollment (FY 17) ³



District Population & Partner Schools ^{1 & 3}

District population is 687,157 based on 2010 census data. School districts served are Berryhill, Bixby, Broken Arrow, Catoosa, *Collinsville, Glenpool, Jenks, Keystone, Liberty, *Owasso, Sand Springs, Skiatook, Sperry, Tulsa and Union.

*Only portions of these school districts are members of the technology center district

Financial Data ² (FY 17)

	Technology Center District	Technology Center %	Statewide %
REVENUE			
General Fund Revenue			
Revenue			
Local Funds	\$59,251,683	87.8%	76.3%
Local Ad Valorem	\$50,866,951	85.8%	85.7%
Adult Tuition	\$5,186,823	8.8%	9.1%
Local Other	\$3,197,909	5.4%	5.2%
State Funds	\$5,348,718	7.9%	18.9%
Federal Funds	\$2,867,207	4.2%	4.8%
Total General Fund Revenue	\$67,467,608	100.0%	100.0%
Building Fund Revenue			
Total Local Revenue	\$32,707,834	100.0%	
Local Taxes	\$31,457,591	96.2%	
Local Other Sources	\$1,250,243	3.8%	
State	\$80	0.0%	
Federal	\$0	0.0%	
Total Building Fund Revenue	\$32,707,914	100.0%	
TOTAL REVENUE:	\$100,175,522		
General and Building Fund Expenditures			
Classroom Activity & Instructional Support	\$37,780,216	50.7%	60.0%
Guidance & Counseling	\$4,754,897	6.4%	4.9%
General Administration	\$721,596	1.0%	2.7%
General Support	\$14,363,191	19.3%	13.6%
Student Transportation	\$2,857,743	3.8%	2.7%
Operation of Plant	\$14,098,005	18.9%	15.7%
Other Services	\$0	0.0%	0.3%
Subtotal:	\$74,575,648	100.0%	100.0%
Additional Expenditures			
Capital Outlay	\$17,999,109		
Student Financial Aid	\$1,819,478		
Other Expenditures	\$5,402,568		
Subtotal:	\$25,221,155		
TOTAL EXPENDITURES:	\$99,796,803		

Definitions of all terms can be found in the glossary at the beginning of this document.

Data provided by the following sources:

¹ Office of Accountability, State of Oklahoma

² Oklahoma Department of Career and Technology Education, Technology Center Services Division

³ Oklahoma Department of Career and Technology Education, Information Management Division

⁴ Oklahoma Department of Education

⁵ Technology Center

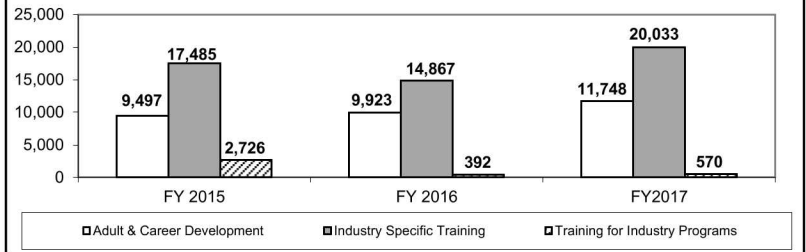
TULSA TECHNOLOGY CENTER DISTRICT

BUSINESS AND INDUSTRY SERVICES TRAINING³

Business and Industry Services Course Statistics

Program Type (FY 17)	Number of Classes	Hours of Training
Adult and Career Development	1,517	29,335
Industry Specific Training	2,883	24,388
Training for Industry Programs	74	896
Total	4,474	54,618
Total Adjunct Instructors:	343	
Total Businesses & Industries Served:	238	

Business and Industry Services Training Enrollments

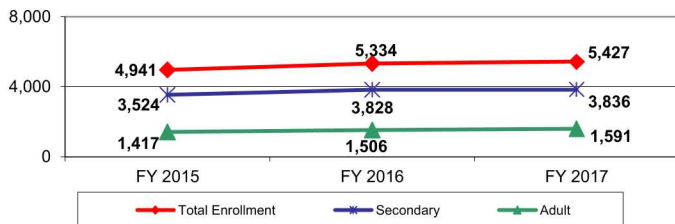


FULL-TIME INSTRUCTION (FY 17)³

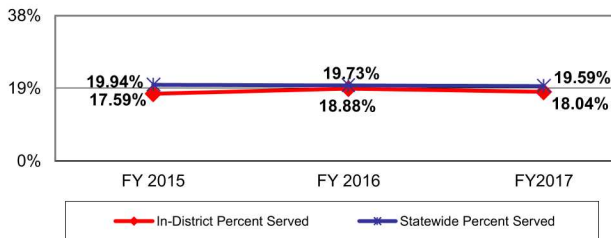
Instructors (FY 17)²

State Program Instructors	167
National Board Certified Instructors	10
Average Annual Salary for Instructors (base salary):	
10 month contract:	\$0
11 month contract:	\$56,082
12 month contract:	\$0

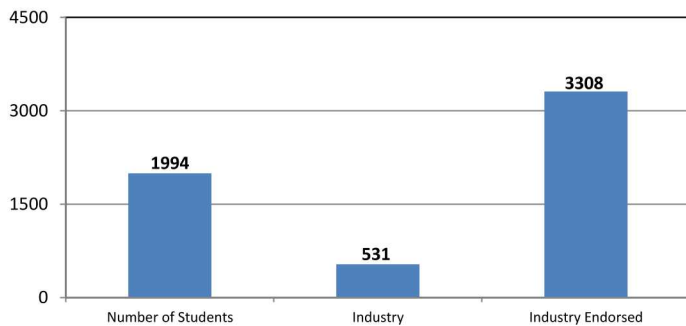
Enrollment in Full-Time Instruction



Percent of Eligible 11th and 12th Graders Enrolled in Full-Time Instruction⁴



Certifications (FY 17)³



State Program Outcomes - Completion/Retention FY 17³

Completion Status:	Technology Center		
	Secondary	Adult	All Students
Retained/Completers	91%	88%	90%
Transfers	8%	0%	6%
Leavers	1%	11%	4%

Statewide

	Statewide		
	Secondary	Adult	All Students
Retained/Completers	85%	88%	86%
Transfers	12%	2%	9%
Leavers	2%	10%	5%

State Program Outcomes - Placement FY 17³

Placement Status:	Technology Center		
	Secondary	Adult	All Students
Total Positive Placement	97%	92%	96%
Military	1%	1%	1%
Employed Related	13%	65%	27%
Employed Not Related	5%	10%	6%
Continuing Education	78%	17%	61%
Unemployed Seeking	2%	3%	2%
Not in Labor Force	1%	4%	2%

Statewide

Placement Status:	Statewide		
	Secondary	Adult	All Students
Total Positive Placement	96%	92%	95%
Military	3%	1%	2%
Employed Related	24%	70%	42%
Employed Not Related	6%	9%	7%
Continuing Education	63%	12%	44%
Unemployed Seeking	3%	5%	4%
Not in Labor Force	2%	4%	2%

PROJECTS AND UNIQUE ATTRIBUTES⁵

Tulsa Tech was founded in 1965 as a part of Tulsa Public Schools and in 1973 began as an independent school district with one campus. Today, Tulsa Tech has six campuses and multiple training locations throughout Tulsa County serving thousands of students. By providing career and technical education as well as business services, Tulsa Tech is a key driver of economic development in northeast Oklahoma.

We engage businesses with our educational programs, resulting in a stronger workforce community where companies can thrive. Our diverse course offerings are designed to streamline the transition from the classroom to the real world. We invest in continuous improvements to ensure our training is in sync with today's savvy, competitive, global economy. As we look to the future, technology continues to play an increasing role in the development and delivery of Tulsa Tech programs and services as we strive to be the region's leader of career and technology education resulting in a quality job for every Tulsa Tech student and a skilled workforce for every company.

Definitions of all terms can be found in the glossary at the beginning of this document.

Data provided by the following sources:

¹ Office of Accountability, State of Oklahoma

² Oklahoma Department of Career and Technology Education, Technology Center Services Division

³ Oklahoma Department of Career and Technology Education, Information Management Division

⁴ Oklahoma Department of Education

⁵ Technology Center